

## Cable Grips



Cable Grips and  
Cable Support Grips

Cable Grips for domestic installation

Cable Grips for underground cabling

Suspension and  
Hose Securing Grips

Cable Support Grips

Cable Grips for fibre optical cables

Cable Grips for overhead cabling

Wire and Cable Connector Grips

Swivel



## Cable Grips

for domestic installation



designed to perfectly match  
the Kati® Blitz & Cablemax product ranges

This range of cable grips has been **specially designed** for laying cables to be used in **domestic installations**. Using cable grips for **indoor installations** make it easier to pull power and telecommunication cables, as well as several single wires in one operation. They are particularly flexible and can also be used in **ducts and conduit with small diameters**.

For domestic installations cable grips make it possible for the electrician to **pull cable through quickly and safely** without having to strip the cable first or tie it off. It is simply slipped over the cable and grips it firmly even with low pulling tensions.

**KATIMEX® Cable Grips for domestic installation** are available in **three types**:

- with single eye
- with integral pulling eye
- with integral swivel

The **integrated swivel** prevents the cable grip from becoming detached from the pulling rod, should there be any torsion in the cable when it is being pulled through.

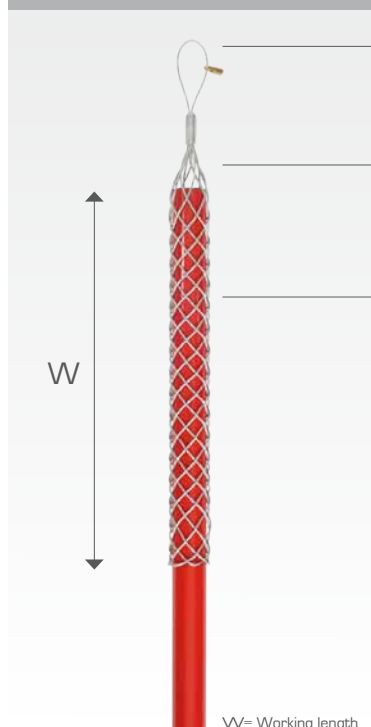
**Cable Grips with integral pulling eye** can either be attached to the pulling rod with **M5 connection** or with an other attachment.





### Cable Grips

#### Technical Data:



All cable grips in this series have a **M5 screw connection** and are **compatible with Kati® Blitz and Cablemax** pulling devices. They can simply be attached onto the fibreglass pulling profile and thereby form an effective pulling system.

The pressed ferrule ensures a **non-positive connection** between eye and mesh.

The **tension** is transferred uniformly over the entire length of the mesh. This avoids a concentrated load and helps prevent breakage and damage of the grip.

The **working length** also referred to as **nominal length** is the effective length of the mesh to the cable using a medium cable diameter [square mesh].

The ends of the cable grips are not soldered or pressed. Instead they are woven back to the beginning of the cable grip and therefore minimizes the risk of injury for human as well as for cable.

#### Load limits:

KATIMEX® Cable Grips for domestic installation suit a wide range of applications.

It is important that you attend to the permitted load limits and different appropriate safety factors if necessary.

The **Practical breaking load** is a average value, determined by tests in our own manufacturing facility.

The indicated **Pulling force for Katimex Cable Grips for domestic installation** is the **Practical breaking load** with a **safety factor of 1,5**.

Please note that every application additionally is affected by different factors (tension, abrasion, etc.). Therefore always check your cable grips for damages before using.

#### Our recommendation:

##### Glit® Lubricant

*different formulations available designed to match the type of application*

- reduces friction during cable pulling up to 90 %
- for all kinds of pulling rods and cables
- Pulling rods can be slid through ducts much more easily with a small amount of Glit® applied to the rod and guide head
- silicone-free, non-flammable, skin-friendly



Art.-Nr. 101370



## Cable Grips

### Cable Grip



#### Cable Grip with integral swivel

high tensile galvanized steel strand, back woven, M5 threaded connection

max. permitted load with a safety factor of 1.5

cable-Ø (mm)	breaking load (kN)	pulling force (kN)	working meshlength (mm)	weight (g)	art.-no.
4 - 6	2.0	1.3	100	5	108066
6 - 9	2.0	1.3	120	5	108060
9 - 12	2.0	1.3	180	10	108061
12 - 15	2.0	1.3	230	20	108062

### Cable Grip



#### Cable Grip with integral pulling eye

high tensile galvanized steel strand, back woven, M5 threaded connection

max. permitted load with a safety factor of 1.5

cable-Ø (mm)	breaking load (kN)	pulling force (kN)	working meshlength (mm)	weight (g)	art.-no.
4 - 6	2.0	1.3	100	5	108076
6 - 9	2.0	1.3	120	5	108070
9 - 12	2.0	1.3	180	10	108071
12 - 15	2.0	1.3	230	20	108072
15 - 19	8.1	5.4	280	30	108063
19 - 25	11.7	7.8	290	45	108064
25 - 31	18.5	12.3	300	75	108065

### Cable Grip



#### Cable Grip with one eye

high tensile galvanized steel strand, back woven

max. permitted load with a safety factor of 1.5

cable-Ø (mm)	breaking load (kN)	pulling force (kN)	working meshlength (mm)	weight (g)	art.-no.
4 - 6	2.0	1.3	100	5	108181
6 - 9	2.0	1.3	120	5	108182
9 - 12	2.0	1.3	180	15	108183
12 - 15	2.0	1.3	230	25	108187
15 - 19	8.1	5.4	280	45	108184
19 - 25	11.7	7.8	290	70	108185
25 - 31	18.5	12.3	300	95	108186



## Cable Grips



KATIMEX® sets highest standards in quality

KATIMEX® offers a wide range of more than **3.000 different types** of grips, which are all hand woven. The grips are manufactured in galvanized steel, stainless steel wire or non-conductive synthetic wire, to suite every possible type of application.

The growing demand for **special cable grips** for particular applications necessitates the **maximum reliability and quality**. The **own manufacturing** ensures that the highest quality standards are maintained across the complete range of grips. **Regular testing and inspection at our own manufacturing facility** ensures that all requirements to meet **every safety standards are maintained**.

### Applications:

- **Cable Grips for Domestic Installation** - specially fitted for use with the product range Kati® Blitz and Cablemax
- **Cable Grips for Underground Cabling**
- **Cable Grips for Overhead Cabling**, with flexible eye for easy use with roller systems and winches
- **Cable Support Grips** for supporting any kind of cable in permanent installations
- **Wire and Cable Connector Grips** for the easy replacement of cables and wires
- **Hydraulic Hose Securing Grips** for securing hose lines under high pressure







### Cable Grips

#### Quality features:



The KATIMEX® cable grips enclose the cable firmly over the entire length of the mesh. They are made of high tensile steel strands. Depending on the type of grip, the strand comprises 7, 12 or 19 wires. By selecting the most suitable strand, the tension distribution characteristics can be adjusted to suit the requirements. Katimex only uses high-quality materials produced in Europe for the production of cable grips.

All types of cables are made by hand. This guarantees the high quality of our products. Therefore the ends of the cable grips are not soldered or pressed up. Instead they are woven back to the beginning of the cable grip. This rules out any risk of injury to persons or damage to machinery.



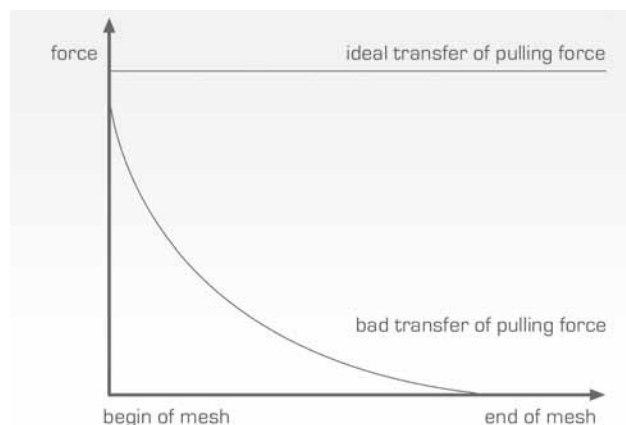
All strands are brought together at the beginning of the grip and pressed together in a collar with an eye. The collar is chamfered in the pulling direction to prevent it from getting caught in the duct.

Thanks to the flexible eye, cables can be pulled more easily through ducts with a smaller diameter.

Ideally, tension should be transferred to the cable uniformly over the length of the cable. Practically this goal is only partially achieved due to the rigidity of the steel cord, so that the majority of the tension is transferred to the beginning of the cable.

Due to their construction, the cable grips from KATIMEX® guarantee an uniform transfer of tension over the entire length of the mesh in such a way that the cable is not damaged. This is particularly important for sensitive optical fibre cables.

The quality and number of wires used only come completely into play when the construction is optimized for each requirement. This can be achieved by skillful variation of the number strands or by the number of wires in each strand, and the mesh size. Thus several strands with the same mesh tensile capacity have more flexibility compared to the strands with a larger diameter.



Transfer of pulling force from the cable grip to the cable

#### Material/Characteristics/Applications:

##### galvanized steel strand

- suitable for normal climatic conditions
- special designs for higher breaking loads

##### stainless steel (1.4001, DIN 17440)

- for applications in the chemicals industry, in oil refining, under water, in food industry etc.
- approx. 10 % reduced breaking load


##### synthetic (Kevlar)

- for special applications, requiring insulation



## Cable Grips

for underground cabling



a wide range of different types  
and eye arrangements

KATIMEX® offers a wide range of cable grips for underground cabling.

The grips are manufactured with **galvanized steel, stainless steel wire or non conductive synthetic wire.**

The standard galvanized wire cable grip is manufactured using highly flexible 19 strand double cord. Therefore the grip maintains its high flexibility under high tension.

The **standard single eye closed grip** is simply pushed over the end of the cable whereas the **double eye and offset eye grips** enable the cable to be pushed through the grip. We also produce **single and double eye lace-up grips** also known as split grips. These can be attached at any point where the end of the cable is not accessible.

The **multiple cable grip** combines **three cable grips with one common eye.** Three power supply cables can therefore be laid at the same time. The effort required for multiple cable laying is minimized with this multiple cable grip.

The different types of cable grip offer a **complete range of sizes to suit cables 10 mm to 180 mm diameter.**

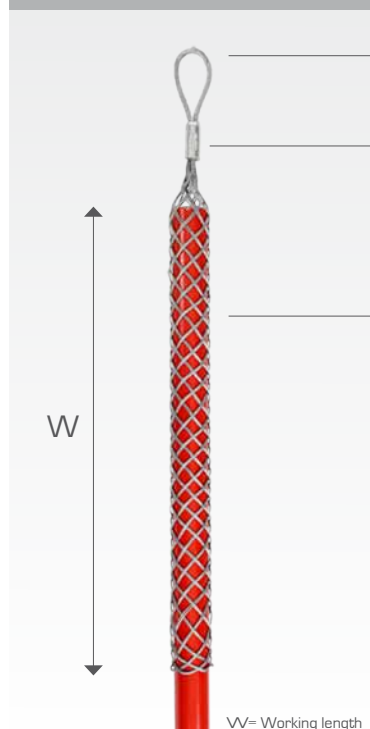
As **manufacturer of hand woven cable grips** KATIMEX® are able to offer **individual solutions to suit the special needs of the customer.** Grips can be manufactured to specific lengths and can be fitted with **cable eye stiffeners (thimbles)** as required.





### Cable Grips

#### Technical Data:



All strands at the beginning of the grip are bound together and pressed together in a ferrule with an eye.

The pressed ferrule is chamfered in the direction of tension to prevent it from snagging in the conduit.

The tension is transferred uniformly over the entire length of the mesh. This avoids a concentrated load and helps prevent breakage and damage of the cable.

The **working length** also referred to as **nominal length** is the effective length of the mesh to the cable using a medium cable diameter [square mesh].

The ends of the cable grips are not soldered or pressed. Instead they are woven back to the beginning of the cable grip and therefore minimizes the risk of injury for human as well as for cable.

#### Load limits:

KATIMEX® Cable Grips for underground cabling suit a wide range of applications.

It is important that you attend to the permitted load limits and different appropriate safety factors if necessary.

The **Practical breaking load** is a average value, determined by tests in our own manufacturing facility.

The indicated **Pulling force** for Katimex Cable Grips for underground cabling is the **Practical breaking load** with a **safety factor of 2**.

Please note that every application additionally is affected by different factors (tension, abrasion, etc.). Therefore always check your cable grips for damages before using.

#### Our recommendation:

##### Glit® Lubricant

*different formulations available designed to match the type of application*

- reduces friction during cable pulling up to 90 %
- for all kinds of pulling rods and cables
- Pulling rods can be slid through ducts much more easily with a small amount of Glit® applied to the rod and guide head
- silicone-free, non-flammable, skin-friendly


**IMPROVED FORMULA**










## Cable Grips

single eye						
	cable-Ø (mm)	breaking load (kN)	pulling force (kN)	weight* (kg)	W 600 mm art.-no.	W 900 mm art.-no.
 <p>galvanized steel handwoven available in stainless steel</p>	10 - 20	18.8	9.4	0.22	109001	108000
	20 - 30	22.6	11.3	0.35	109002	108001
	30 - 40	37.0	18.5	0.50	109003	108002
	40 - 50	55.0	27.5	0.80	109004	108003
	50 - 65	55.0	27.5	0.85	109005	108004
	65 - 80	73.2	36.6	1.08	109006	108005
	80 - 95	73.2	36.6	1.24	109007	108006
	95 - 110	85.0	42.5	1.73	109008	108007
	110 - 130	106.0	53.0	1.79	109009	108008
	130 - 150	106.0	53.0	1.94		108009
	150 - 180	127.0	63.5	2.09		108010

double eye						
	cable-Ø (mm)	breaking load (kN)	pulling force (kN)	weight* (kg)	W 600 mm art.-no.	W 900 mm art.-no.
 <p>galvanized steel handwoven open front available in stainless steel</p>	10 - 20	18.8	9.4	0.25	109100	108020
	20 - 30	22.6	11.3	0.42	109101	108021
	30 - 40	37.0	18.5	0.58	109102	108022
	40 - 50	55.0	27.5	0.89	109103	108023
	50 - 65	55.0	27.5	0.93	109104	108024
	65 - 80	73.2	36.6	1.03	109105	108025
	80 - 95	73.2	36.6	1.36	109106	108026
	95 - 110	85.0	42.5	1.47	109107	108027
	110 - 130	106.0	53.0	2.10		108028
	130 - 150	106.0	53.0	2.34		108029
	150 - 180	127.0	63.5	2.50		108030

single lateral eye						
	cable-Ø (mm)	breaking load (kN)	pulling force (kN)	weight* (kg)	W 600 mm art.-no.	W 900 mm art.-no.
 <p>galvanized steel handwoven open front available in stainless steel</p>	10 - 20	18.8	9.4	0.25	109200	108420
	20 - 30	22.6	11.3	0.37	109201	108421
	30 - 40	37.0	18.5	0.54	109202	108422
	40 - 50	55.0	27.5	0.85	109203	108423
	50 - 65	55.0	27.5	1.03	109204	108424
	65 - 80	73.2	36.6	1.33	109205	108425
	80 - 95	73.2	36.6	1.30	109206	108426
	95 - 110	85.0	42.5	2.10		108427
	110 - 130	106.0	53.0	2.15		108428
	130 - 150	106.0	53.0	2.20		108429
	150 - 180	127.0	63.5	2.43		108430

double eye, split (lace up)						
	cable-Ø (mm)	breaking load (kN)	pulling force (kN)	weight* (kg)		W 900 mm art.-no.
 <p>galvanized steel handwoven three binding laces available in stainless steel</p>	10 - 20	18.8	9.4	0.30		108040
	20 - 30	22.6	11.3	0.43		108041
	30 - 40	37.0	18.5	0.62		108042
	40 - 50	55.0	27.5	0.90		108043
	50 - 65	55.0	27.5	1.09		108044
	65 - 80	73.2	36.6	1.11		108045
	80 - 95	73.2	36.6	1.63		108046
	95 - 110	85.0	42.5	1.75		108047
	110 - 130	106.0	53.0	2.10		108048
	130 - 150	106.0	53.0	2.70		108049
	150 - 180	127.0	63.5	3.32		108050

\* refers to W 900 mm



### Cable Grips

#### multiple Cable Grip



galvanized steel  
handwoven  
available in stainless steel

cable-Ø (mm)	breaking load (kN)	pulling force (kN)	weight (kg)	W 900 mm art.-no.
3 x 10 - 19	22.6	11.3	1.00	108606
4 x 21 - 30	22.6	11.3	1.33	108603
3 x 20 - 29	22.6	11.3	1.20	108604
3 x 30 - 39	37.0	18.5	1.50	108600
3 x 40 - 49	55.0	27.5	2.55	108601
3 x 50 - 65	55.0	27.5	2.65	108605

#### single eye



synthetic cord (with kevlar)  
non conductive  
antimagnetic  
non corrosive

cable-Ø (mm)	breaking load (kN)	pulling force (kN)	weight (kg)	weave	W 600 mm art.-no.
10 - 20	11.2	0.56	0.06	single	108300
20 - 30	16.8	0.84	0.08	single	108301
30 - 40	22.4	1.12	0.11	single	108302
40 - 50	27.0	1.35	0.12	single	108303
50 - 65	71.6	3.58	0.22	double	108304
65 - 80	71.6	3.58	0.28	double	108305
80 - 100	71.6	3.58	0.29	double	108306

#### double eye



synthetic cord (with kevlar)  
non conductive  
antimagnetic  
non corrosive

cable-Ø (mm)	breaking load (kN)	pulling force (kN)	weight (kg)	weave	W 600 mm art.-no.
10 - 20	11.2	0.56	0.06	single	108310
20 - 30	16.8	0.84	0.09	single	108311
30 - 40	22.4	1.12	0.17	double	108312
40 - 50	27.0	1.35	0.22	double	108313
50 - 65	71.6	3.58	0.26	double	108314
65 - 80	71.6	3.58	0.32	double	108315
80 - 100	71.6	3.58	0.34	double	108316

#### single lateral eye

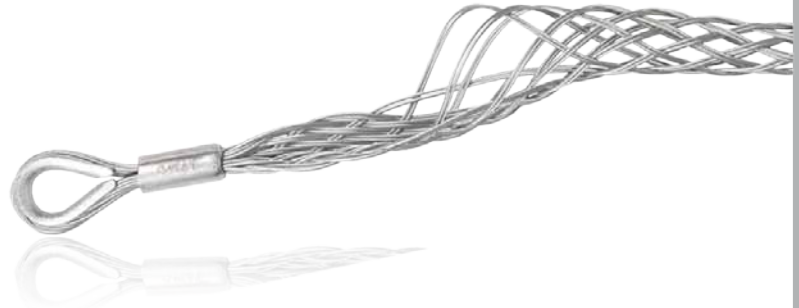


synthetic cord (with kevlar)  
non conductive  
antimagnetic  
non corrosive

cable-Ø (mm)	breaking load (kN)	pulling force (kN)	weight (kg)	weave	W 600 mm art.-no.
10 - 20	11.2	0.56	0.06	single	108320
20 - 30	16.8	0.84	0.08	single	108321
30 - 40	22.4	1.12	0.11	single	108322
40 - 50	27.0	1.35	0.12	single	108323
50 - 65	71.6	3.58	0.23	double	108324
65 - 80	71.6	3.58	0.29	double	108325
80 - 100	71.6	3.58	0.33	double	108326



## Suspension and Hose Securing Grips




Optimal solutions for quick and  
safe installation of cables.

A lot of suspension- and hose securing grips in industry, wind parks, lifts, cranes or the like are often used under **extra ordinary stresses and strains**.

**Suspension grips** ensure that cables are safely held in various fields of application. Using KATIMEX® Suspension Grips high tension is **uniformly spread over the cable**. Therefore damages or breaks are avoided, that might happen when fixing the cable commonly with a cable clip.

**Hose securing grips** are used for **safe fixing of high-pressure hoses**. Sudden occurring energies, for example by loosing of a hose from an armature could lead to serious injuries and material damages. Our special Hose securing grips help to prevent this.

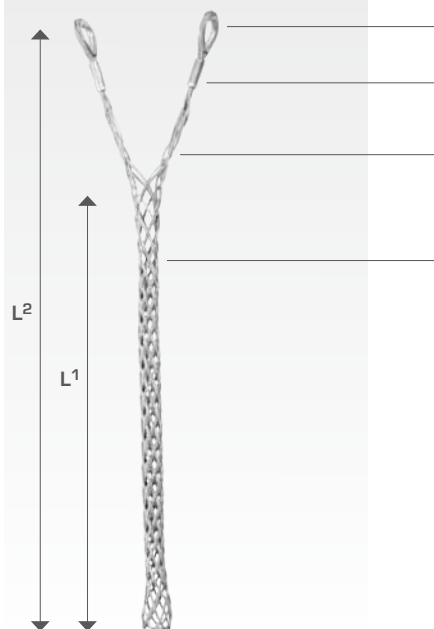
Cable suspension grips and hose securing grips are supplied in zinc coated wire, the hose securing grips **alternatively in stainless steel**. Furthermore you can choose between single or double eye included thimble. **The thimbles are available in steel or stainless steel.**





## Suspension and Hose Securing Grips

### Technical Information:



All suspension- and hose securing grips are equipped with thimbles.

The **pressed sleeves** ensure a regular load of the full length of the mesh.

**2 different types of loop** are available (see also pic. types of loop)

The **tension** is transferred uniformly over the entire length of the mesh. This avoids a concentrated load and helps prevent breakage and damage of the grip.

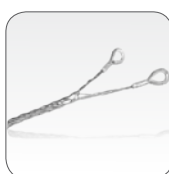
L<sup>1</sup> and L<sup>2</sup> means the free length in unloaded condition.

The ends of the grips are not soldered or pressed but **woven back** to the beginning of the cable grip. This avoids injuries and damages of the cable.

### Types of loop:



one lateral eye



two loops

### Material/characteristic/applications:

For manufacturing KATIMEX® only uses high quality materials of **European** origin.

#### galvanized steel strand

- suitable for normal climatic conditions
- special designs for higher breaking loads are available

#### stainless steel (1.4001, DIN 17440)

- for applications in the chemicals industry, in oil refining, under water, in food industry etc.
- approx. 10 % reduced breaking load

### Load limits:

KATIMEX® suspension and hose securing grips offer a wide range of applications.

It is important that you attend to the permitted load limits and different safety factors if necessary.

The **Practical breaking load** is an average value, determined by tests in our own manufacturing facility.

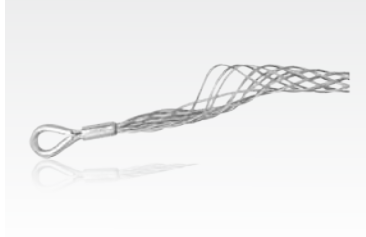
The indicated **Pulling force** for KATIMEX® suspension and hose securing grips is the Practical breaking load with a **safety factor of 3**.

Please note that every application additionally is affected by different factors (tension, abrasion, etc.). Therefore always check your cable grips in regard of damages before using.



## Suspension and Hose Securing Grips

### Suspension Grip




#### Cable Suspension Grip, single lateral eye with thimble

high flexible, galvanized steel strand, back woven, double weave

cable-Ø (mm)	pulling force (kN)	breaking load (kN)	L <sup>1</sup> (mm)	L <sup>2</sup> (mm)	D*	weight (kg)	art.-no.
8 - 10	5,0	15,0	500	650	14	0,20	109501
10 - 15	6,2	18,6	500	670	16	0,20	109502
15 - 20	6,2	18,6	500	720	18	0,20	109503
20 - 25	7,5	22,6	500	750	18	0,22	109504
25 - 30	12,3	37,0	500	750	20	0,22	109505
30 - 40	12,3	37,0	500	800	24	0,38	109506
40 - 50	18,3	54,9	800	1000	24	0,64	109507
50 - 60	18,3	54,9	800	1000	24	0,87	109508
60 - 70	18,3	54,9	800	1200	24	0,90	109509
70 - 90	24,4	73,2	800	1200	28	0,96	109510
90 - 110	35,4	106,1	800	1200	28	1,30	109511

### Suspension Grip



#### Cable Suspension Grip, single lateral eye with thimble, stainless steel

high flexibel, stainless steel strand, back woven, double weave

cable-Ø (mm)	pulling force (kN)	breaking load (kN)	L <sup>1</sup> (mm)	L <sup>2</sup> (mm)	D*	weight (kg)	art.-no.
8 - 10	4,5	13,5	500	650	14	0,20	109501-1
10 - 15	5,6	16,7	500	670	16	0,20	109502-1
15 - 20	5,6	16,7	500	720	18	0,20	109503-1
20 - 25	6,8	20,3	500	750	18	0,22	109504-1
25 - 30	11,1	33,3	500	750	20	0,22	109505-1
30 - 40	11,1	33,3	500	800	24	0,38	109506-1
40 - 50	16,5	49,4	800	1000	24	0,64	109507-1
50 - 60	16,5	49,4	800	1000	24	0,87	109508-1
60 - 70	16,5	49,4	800	1200	24	0,90	109509-1
70 - 90	22,0	65,9	800	1200	28	0,96	109510-1
90 - 110	31,9	95,5	800	1200	28	1,30	109511-1

### Suspension Grip



#### Cable Suspension Grip, double eye with thimbles

high flexibel, galvanized steel strand, back woven, double weave

cable-Ø (mm)	pulling force (kN)	breaking load (kN)	L <sup>1</sup> (mm)	L <sup>2</sup> (mm)	D*	weight (kg)	art.-no.
8 - 10	5,0	15,0	500	650	14	0,25	109521
10 - 15	6,2	18,6	500	670	16	0,25	109522
15 - 20	6,2	18,6	500	720	18	0,25	109523
20 - 25	7,5	22,6	500	750	18	0,27	109524
25 - 30	12,3	37,0	500	750	20	0,27	109525
30 - 40	12,3	37,0	500	800	24	0,54	109526
40 - 50	18,3	54,9	800	1000	24	0,60	109527
50 - 60	18,3	54,9	800	1000	24	0,82	109528
60 - 70	18,3	54,9	800	1200	24	0,85	109529
70 - 90	24,4	73,2	800	1200	28	0,87	109530
90 - 110	35,4	106,1	800	1200	28	1,40	109531

D\* = inner diameter of thimble





### Suspension and Hose Securing Grips

#### Suspension Grip



##### Cable Suspension Grip, double eye with thimbles, stainless steel

high flexible, stainless steel strand, back woven, double weave

cable-Ø (mm)	pulling force (kN)	breaking load (kN)	L <sup>1</sup> (mm)	L <sup>2</sup> (mm)	D*	weight (kg)	art.-no.
8 - 10	4,5	13,5	500	650	14	0,25	109521-1
10 - 15	5,6	16,7	500	670	16	0,25	109522-1
15 - 20	5,6	16,7	500	720	18	0,25	109523-1
20 - 25	6,8	20,3	500	750	18	0,27	109524-1
25 - 30	11,1	33,3	500	750	20	0,27	109525-1
30 - 40	11,1	33,3	500	800	24	0,54	109526-1
40 - 50	16,5	49,4	800	1000	24	0,60	109527-1
50 - 60	16,5	49,4	800	1000	24	0,82	109528-1
60 - 70	16,5	49,4	800	1200	24	0,85	109529-1
70 - 90	22,0	65,9	800	1200	28	0,87	109530-1
90 - 110	31,9	95,5	800	1200	28	1,40	109531-1

#### Hose Securing Grip



##### Hose Securing Grip, single lateral eye with thimble

high flexible, galvanized steel strand, back woven, double weave

cable-Ø (mm)	pulling force (kN)	breaking load (kN)	L <sup>1</sup> (mm)	L <sup>2</sup> (mm)	D*	weight (kg)	art.-no.
6 - 10	5,0	15,0	600	740	14	0,20	109400
10 - 15	6,2	18,6	600	740	16	0,20	109401
15 - 20	6,2	18,6	600	780	18	0,20	109402
20 - 25	7,5	22,6	600	800	18	0,22	109403
25 - 30	12,3	37,0	600	800	20	0,22	109404
30 - 40	12,3	37,0	600	820	24	0,38	109405
40 - 50	18,3	54,9	600	850	24	0,64	109406
50 - 60	18,3	54,9	600	880	24	0,87	109407
60 - 70	18,3	54,9	600	930	24	0,90	109408
70 - 90	24,4	73,2	600	960	28	0,96	109409
90 - 110	35,4	106,1	600	1000	28	1,30	109410

#### Hose Securing Grip



##### Hose Securing Grip, double eye with thimble


high flexible, galvanized steel strand, back woven, double weave

cable-Ø (mm)	pulling force (kN)	breaking load (kN)	L <sup>1</sup> (mm)	L <sup>2</sup> (mm)	D*	weight (kg)	art.-no.
6 - 10	5,0	15,0	600	740	14	0,25	109420
10 - 15	6,2	18,6	600	740	16	0,25	109421
15 - 20	6,2	18,6	600	780	18	0,25	109422
20 - 25	7,5	22,6	600	800	18	0,27	109423
25 - 30	12,3	37,0	600	800	20	0,27	109424
30 - 40	12,3	37,0	600	820	24	0,54	109425
40 - 50	18,3	54,9	600	850	24	0,60	109426
50 - 60	18,3	54,9	600	880	24	0,82	109427
60 - 70	18,3	54,9	600	930	24	0,85	109428
70 - 90	24,4	73,2	600	960	28	0,87	109429
90 - 110	35,4	106,1	600	1000	28	1,40	109430

D\* = inner diameter of thimble



## Cable Support Grips




for permanent support of  
suspended cables and lines

**Cable support grips** are used for laying and supporting cables in both **stationary** and **mobile** installations.

In contrast to traditional cable fixing devices, cables with cable support grips can be **secured quickly and simply**. The grips can be used to **guide cables over large vertical distances** and can **safely support heavy cables** due to the design and the **high quality** of raw materials used during manufacture.

Typical areas of application for cable support grips are power supply on construction sites, installations in lift shafts or aerial systems.

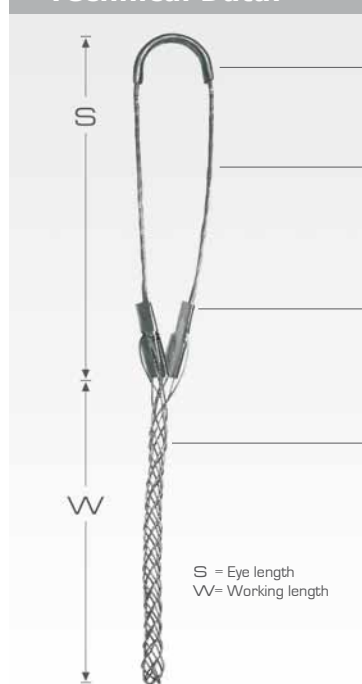
Special designs are also available for installation of cables in towers and wind power systems.





### Cable Support Grips

#### Technical Data:



Solid eye assemblies provide eye reinforcement at support hardware.

4 different eye styles are available (q.v. ill. eye arrangements).

The strand equalizer positions wires for equal loading throughout the entire grip length.

The tension is transferred uniformly over the entire length of the mesh. This avoids a concentrated load and helps prevent breakage and damage of the grip.


The **working length** also referred to as **nominal length** is the effective length of the mesh to the cable using a medium cable diameter (square mesh).

The ends of the cable grips are not soldered or pressed. Instead they are woven back to the beginning of the cable grip and therefore minimizes the risk of injury for human as well as for cable.

#### Eye Styles:



single eye



double eye



offset eye



universal eye

#### Material/Characteristics/Applications:

For the manufacture KATIMEX® uses only high-class materials of European production.

##### galvanized steel strand

- suitable for normal climatic conditions
- special designs for higher breaking loads

##### stainless steel (1.4001, DIN 17440)

- for applications in the chemicals industry, in oil refining, under water, in food industry etc.
- approx. 10% reduced breaking load

##### synthetic (Kevlar)

- for special applications, requiring insulation

#### Load limits:

KATIMEX® Cable Support Grips suit a wide range of applications.

It is important that you attend to the permitted load limits and different appropriate safety factors if necessary.


The **Practical breaking load** is an average value, determined by tests in our own manufacturing facility.


The indicated **Pulling force for KATIMEX® Cable Support Grips** is the practical breaking load with a **safety factor of 2**.


Please note that every application additionally is affected by different factors (tension, abrasion, etc.). Therefore always check your cable grips for damages before using.




## Cable Support Grips

single eye		cable-Ø (mm)	breaking load (kN)	pulling force (kN)	working length (mm)	eye length (mm)	art.-no.
 <p>galvanized steel also available with increased breaking load handwoven available in stainless steel</p>		4 - 6	1.4	0.7	90	100	108350
		6 - 8	2.1	1.0	90	130	108351
		8 - 10	3.4	1.7	130	130	108352
		10 - 13	3.4	1.7	130	140	108353
		13 - 16	3.4	1.7	180	180	108354
		16 - 20	6.8	3.4	245	180	108355
		20 - 25	8.2	4.1	260	180	108356
		25 - 30	11.8	5.9	330	220	108357
		30 - 38	11.8	5.9	330	240	108358
		38 - 45	11.8	5.9	370	280	108359
		44 - 52	15.6	7.8	370	360	108360
		50 - 65	22.0	11.0	490	360	108361
		64 - 77	22.0	11.0	490	360	108362
		76 - 90	55.0	27.5	490	450	108363
		89 - 102	55.0	27.5	510	450	108364

double eye		cable-Ø (mm)	breaking load (kN)	pulling force (kN)	working length (mm)	eye length (mm)	art.-no.
 <p>galvanized steel also available with increased breaking load handwoven available in stainless steel</p>		10 - 13	3.4	1.7	130	100	108370
		13 - 17	3.4	1.7	180	130	108371
		16 - 20	6.8	3.4	245	130	108372
		20 - 25	8.2	4.1	260	135	108373
		25 - 30	11.8	5.9	330	160	108374
		30 - 38	11.8	5.9	330	180	108375
		38 - 45	11.8	5.9	370	180	108376
		44 - 52	15.6	7.8	370	180	108377
		50 - 65	22.0	11.0	490	220	108378
		64 - 77	22.0	11.0	490	220	108379
		76 - 89	55.0	27.5	490	220	108380
		89 - 102	55.0	27.5	510	220	108381

offset eye		cable-Ø (mm)	breaking load (kN)	pulling force (kN)	working length (mm)	eye length (mm)	art.-no.
 <p>galvanized steel also available with increased breaking load handwoven available in stainless steel</p>		10 - 13	3.4	1.7	130	100	108390
		13 - 16	3.4	1.7	180	130	108391
		16 - 20	6.8	3.4	245	130	108392
		20 - 25	8.2	4.1	260	135	108393
		25 - 30	11.8	5.9	330	160	108394
		30 - 38	11.8	5.9	330	180	108395
		38 - 45	11.8	5.9	370	180	108396
		44 - 52	15.6	7.8	370	180	108397
		50 - 65	22.0	11.0	490	220	108398
		64 - 77	22.0	11.0	490	220	108399
		76 - 90	55.0	27.5	490	220	108400
		89 - 102	55.0	27.5	510	220	108401

universal eye		cable-Ø (mm)	breaking load (kN)	pulling force (kN)	working length (mm)	eye length (mm)	art.-no.
 <p>with locking bale galvanized steel also available with increased breaking load handwoven available in stainless steel</p>		10 - 13	3.4	1.7	130	100	108405
		13 - 16	3.4	1.7	180	130	108406
		16 - 20	6.8	3.4	245	130	108407
		20 - 25	8.2	4.1	260	135	108408
		25 - 30	11.8	5.9	330	160	108409
		30 - 38	11.8	5.9	330	180	108410
		38 - 45	11.8	5.9	370	180	108411
		44 - 52	15.6	7.8	370	180	108412
		50 - 65	22.0	11.0	490	220	108413
		64 - 77	22.0	11.0	490	220	108414
		76 - 90	55.0	27.5	490	220	108415
		89 - 102	55.0	27.5	510	220	108416



## Cable Grips

for fibre optical cables



designed for use  
with fibre optical cables

The use of fibre optical cables is increasing all the time for laying communication lines.

**Special pulling aids are required** to be able to prevent damage being caused to the sensitive lines during cable laying.

Cable grips for fibre optical cables from KATIMEX® are made from highly flexible strands.

The multiple grading of the mesh guarantees a uniform transfer of tension to the cable over the entire working length **without causing any damage** to it.

For certain fibre optical cables only a small part of the tension may be transferred to the cable coating. The greater part of the tension is transferred to a central metallic tension relief.

The different guide heads for fibre optical cables with central metallic tension relief elements has been **authorised by German Telekom** for the laying of such cables.







### Cable Grips

#### Cable Grip with single eye



##### Cable grip for fibre optical cables, single eye

high flexibility, galvanized steel strand, back woven, double weave

max. permitted load with a safety factor of 2

cable-Ø (mm)	breaking load (kN)	pulling force (kN)	working meshlength (mm)	weight (kg)	art.-no.
6 - 12	5.6	2.8	490	0.10	108170
12 - 19	8.4	4.2	490	0.15	108171
19 - 25	11.2	5.6	490	0.20	108172

#### Cable Grip with double eye



##### Cable grip for fibre optical cables, double eye

high flexibility, galvanized steel strand, back woven, double weave

max. permitted load with a safety factor of 2

cable-Ø (mm)	breaking load (kN)	pulling force (kN)	working meshlength (mm)	weight (kg)	art.-no.
6 - 12	5.6	2.8	490	0.10	108173
12 - 19	8.4	4.2	490	0.15	108174
19 - 25	11.2	5.6	490	0.20	108175

#### Guide head set



##### Guide head set for fibre optical cables with centric metallic tension relief elements

10 guide heads, 2 swivels, 2 hexagon socket screws

cable-Ø (mm)		weight (kg)	dimensions of guide heads		art.-no.
min.	max.		Ø (mm)	length (mm)	
9.6	11.1	0.08	16.0	93.3	107210
11.2	12.7	0.09	19.1	123.8	107211
12.7	14.1	0.10	19.1	123.8	107212
14.1	15.7	0.12	19.2	123.8	107213
15.7	17.3	0.18	22.3	127.0	107214
17.3	18.9	0.24	22.3	127.0	107215
18.9	20.5	0.32	25.4	130.2	107216
20.5	21.5	0.36	25.5	130.2	107217
20.5	23.1	0.39	28.7	133.4	107218
23.1	24.7	0.40	28.7	133.4	107219
24.7	26.3	0.41	31.9	134.9	107220
26.3	27.8	0.42	31.8	106.5	107221



## Cable Grips

for overhead cabling



*a wide range of different types  
and eye arrangements*

**Health and safety requirements** are vitally important in overhead cabling. Due to their special construction the cable grips for overhead cables from KATIMEX® represent the **ideal solution for this application**.


**Extensive tests in a recognized test centre** confirm that the grips meet and exceed health and safety legislation.

**The triple weave construction of the cable grip** guarantees an **effective gripping action** over the entire working length.

All overhead cable grips are manufactured using **19 strand wire** and aluminium ferrules protect the grip being damaged from the overhead cable.

KATIMEX® cable grips for overhead cabling with braided eyes are very elastically and suited for the transfer of extension pulling force. Their flexibility allows an effortless run over the capstan of overhead or pulling winches. Due to their enormous pulling force they are also suited for Aldrey-ropes.

**KATIMEX® Dual-Wire cable grips** are designed specifically for extremely high pulling forces.





## Cable Grips

### Technical Data:



All strands at the beginning of the grip are bound together and pressed together in a ferrule with an eye.

The pressed ferrule is chamfered in the direction of tension to prevent it from snagging.

**Aluminium ferrules protect the grip from damage from the overhead cable.**

The triple weave construction of the cable grip guarantees an effective gripping action over the entire working length.

**triple weave:** for max. load and a complete non-positive connection.

**double weave:** for higher load and building up of a non-positive connection.

**single weave:** high flexibility for effective load up to the end of the mesh.

The **working length** also referred to as **nominal length** is the effective length of the mesh to the cable using a medium cable diameter (square mesh).

The ends of the cable grips are not soldered or pressed. Instead they are woven back to the beginning of the cable grip and therefore minimize the risk of injury for human as well as for cable.

### Load limits:

KATIMEX® Cable Grips for overhead cabling suit a wide range of applications.

It is important that you attend to the permitted load limits and different appropriate safety factors if necessary.

The **Practical breaking load** is an average value, determined by tests in our own manufacturing facility.

The indicated **Pulling force for Katimex Cable Grips for overhead cabling** is the **Practical breaking load** with a **safety factor of 3**.

Please note that every application additionally is affected by different factors (tension, abrasion, etc.). Therefore always check your cable grips for damages before using.



## Cable Grips

### Cable Grip



#### Overhead Cable Grip

high flexibility, galvanized steel strand, triple back weave

max. permitted load with a safety factor of 3

cable-Ø (mm)	breaking load (kN)	pulling force (kN)	working meshlength (mm)	weight (kg)	art.-no.
6.0 - 10.9	22.1	6.0	600	0.45	108338
11.0 - 15.9	45.3	12.0	980	1.10	108339
16.0 - 22.9	78.5	24.5	1200	2.65	108340
23.0 - 27.9	117.2	34.0	1200	2.90	108341
28.0 - 36.0	147.2	49.0	1400	4.60	108342

### Cable Grip



#### Overhead Cable Grip

aluminium ferrule at start of mesh, galvanized steel strand, triple back weave

max. permitted load with a safety factor of 3

cable-Ø (mm)	breaking load (kN)	pulling force (kN)	working meshlength (mm)	weight (kg)	art.-no.
6 - 13	22.5	7.5	700	0.20	108330
12 - 19	33.8	11.2	825	0.40	108331
19 - 25	55.4	18.4	1050	0.80	108332
25 - 32	95.5	31.8	1300	1.46	108333
32 - 38	120.0	40.0	1500	1.90	108334
38 - 48	120.0	40.0	1900	2.10	108335
48 - 63	150.0	50.0	1900	2.20	108336



## Wire and Cable Connector Grips



*for a quick & safe connection,  
that can be undone again just as quickly*

**Wire and cable connector grips** are used where old wire and cables must be replaced by new ones.

The connection is **made quickly**, and can be undone just as quickly.  
Connector grips are excellently suited for e.g. pulling new wire into minings, cranes and aerial railways.

They **speed up the replacement** of old power cables. New lines are connected with old cables and are then pulled through.







## Wire and Cable Connector Grips

### Cable Grip



**Cable Connector Grip**, open ended  
galvanized steel strand, back woven

max. permitted load with a safety factor of 2

cable-Ø (mm)	breaking load (kN)	pulling force (kN)	working meshlength (mm)	weight (kg)	art.-no.
8 - 16	15.0	7.5	1200	0.50	108190
10 - 20	18.8	9.4	1200	0.65	108191
20 - 30	54.9	27.4	1200	0.70	108192
30 - 40	54.9	27.4	1200	0.85	108193



## Swivel

Guaranteed anti-torsion  
even under maximum load



**Swivels** are an indispensable aid for **safe and proper** cable laying. They are used both in underground cabling and in overhead cabling.

KATIMEX® swivels are made with **stainless steel** and guarantee a **long working life**.

The use of **double bearings** make it possible to neutralize the torsion as required, **even under maximum tension**.

The slim rounded shape is optimally suited to practical requirements.

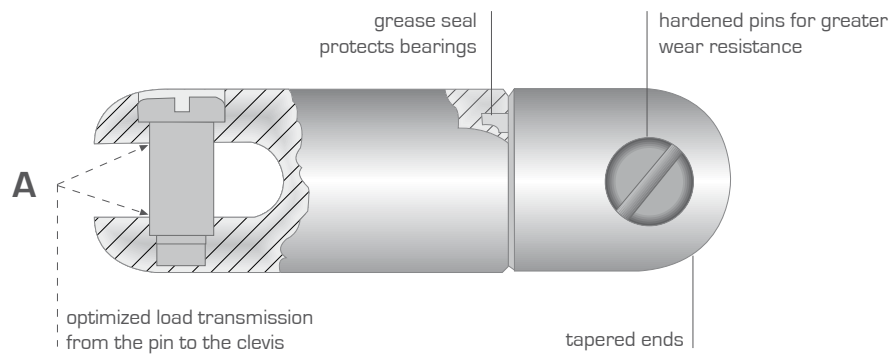


## Swivel

### Technical Information:

Swivels neutralize the twisting motion which arises during cable pulling.

The slim rounded shape is optimally suited to practical requirements.




### Swivel



diameter (mm)	A (mm)	length (mm)	max. tension (kN)	breaking load* (kN)	weight (kg)	art.-no.
16	7.1	64	3.3	10.0	0.06	107183
20	8.0	78	5.0	15.0	0.12	107173
22	9.5	86	10.0	30.0	0.15	107174
25	10.3	98	15.6	47.0	0.23	107175
32	13.5	121	22.2	67.0	0.45	107176
35	14.3	130	31.1	93.0	0.63	107177
38	15.1	143	40.0	120.0	0.77	107184
41	17.5	152	44.5	133.0	0.95	107181
51	18.9	178	66.7	200.0	1.70	107178
60	26.2	262	110.0	330.0	3.50	107182
76	30.2	349	222.0	667.0	7.70	107179

\*max. tension with a safety factor of 3 for horizontal tension

### Clevis Pin



for swivel, VE = 2 pcs.

diameter	art.-no.
16 and 20 mm	107168
22 mm	107169
25 mm	107170
32 mm	107171
35 and 38 mm	107172
41 mm	107167
51 mm	107166